

myHaven Guide

The intent of this guide is to cover some of the major changes that have occurred with the transition to the new myHaven (v.9.x). This document will cover the basics of changes of, but not limited to, log in/out, responsive design, new layout, location of items, mobile capabilities, etc...

General Information

It is important to know that the intent of this new design layout is to increase accessibility of the *myHaven* across different platforms and browsers. To keep things familiar, the layout has been modeled after the previous version of *myHaven*, and a layout format button exists to give an even more familiar feel to the page. If you are having problems finding something please first review this document, and contact IT if you are still experiencing issues.

Log in/out

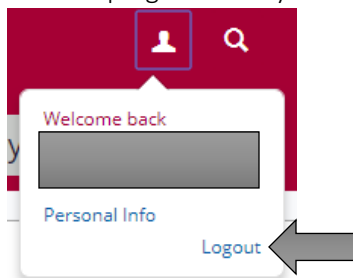
Log in (Desktop):

1. Go to myHaven.lhup.edu
2. Enter your lhu credentials (*without @lockhaven.edu*) in the top right corner and press "Login"



Log out (Desktop):

1. In the top right corner you will see a person icon; click it and press logout

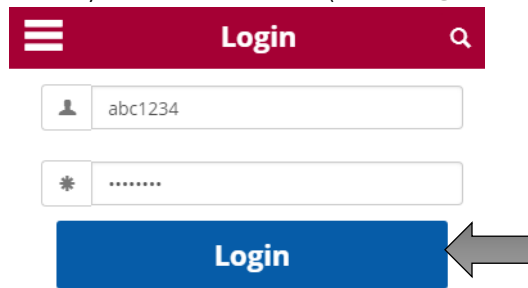


Log in (Mobile):

1. Go to myHaven.lhup.edu
2. Press "Login" at the top of the screen



3. Enter your lhu credentials (*without @lockhaven.edu*) and press the blue “Login” button

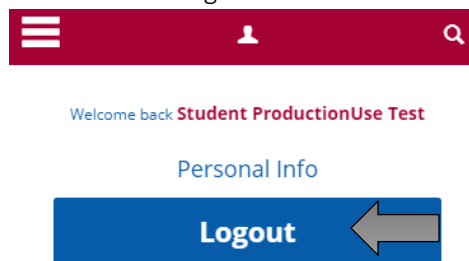


Log out (Mobile):

1. Press the person icon at the top of the screen



2. Press the blue logout button



Responsive Design

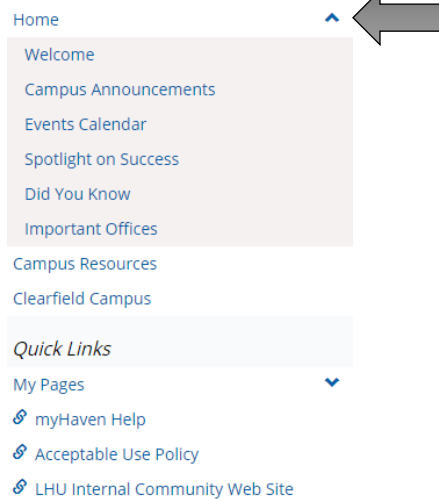
Responsive design – A design methodology that is used to allow a webpage to move about freely with a browser. That is, if you adjust the size of your browser the webpage will also move and conform to the new shape (Mobile Devices as well).

With the new design approach users will notice that some buttons may be different, and new buttons have been added. These buttons are intended to allow for content to change to the page size and also to adjust the overall layout of the page.

Navigation


Sidebar (Desktop):

- Some of the menus are now placed within dropdown menus from the side bar. To view more options, click the ^. To view less click the v.

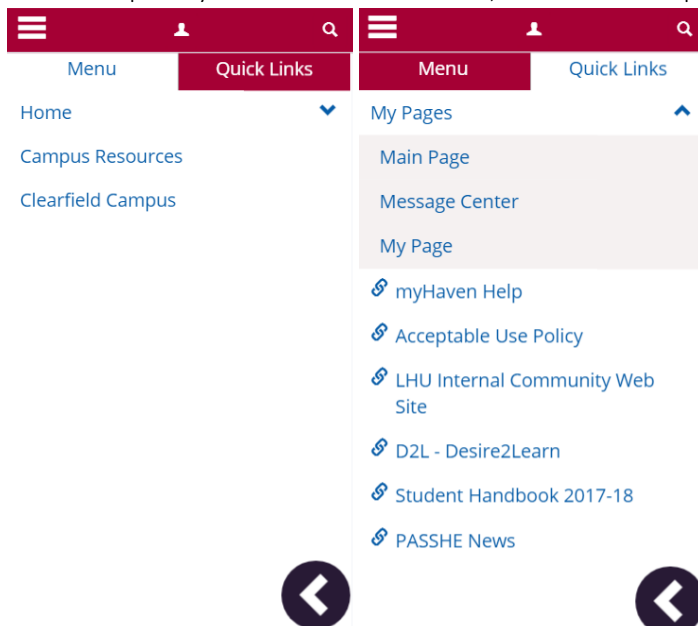


Sidebar (Mobile):

- Press the icon in the bottom left corner to access the normal sidebar links

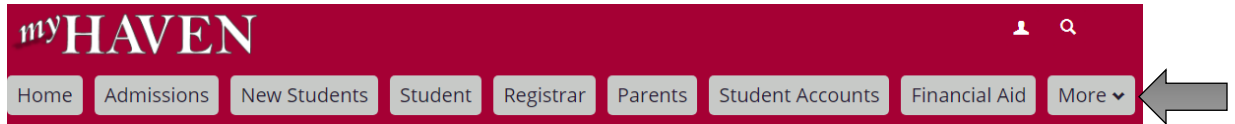


- It is categorized into Menu and Quick links
- Click the option you would like to choose; same as above press the arrows for more options




Navigation bar (Desktop):

- Navigation bar is similar to the previous version. If you are unable to find an option, press “More”



Navigation bar (Mobile):

- To access the navigation links on mobile press the three lined list icon in the top right corner. Swipe left and right to view the other links.



Changing Views

In this update some sections of the site may offer two different views; Tile & List. By default the tile option is selected but the user can switch views by selecting the corresponding button highlighted with each option.

Tile View: Shows the content in a tile format. Each selection is its own block of content.

List View: Shows the content in a list format. This is the traditional view that is left from the old versions.

Title	Description
Bookstore	Parsons Union Building 570-484-2750 bookstore@lockhaven.edu
Center for Excellence & Inclusion	Orientation, Mentoring, Study Skills 139 Ulmer Hall 570-484-2154 excellence@lockhaven.edu
Academic Development & Counseling	Counseling Services 124 Ulmer Hall 570-484-2665 sbirdsey@lockhaven.edu